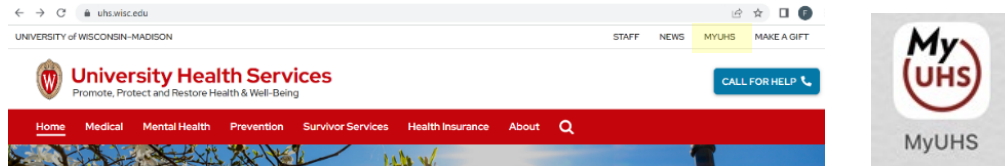
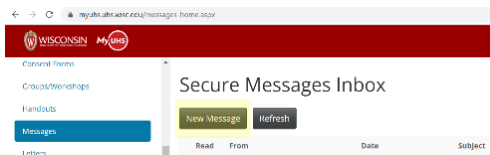


SPLAAAF Instructions 2023

1. Login to **MyUHS** (https://myuhs.uhs.wisc.edu/login_dualauthentication.aspx) in Web or App.

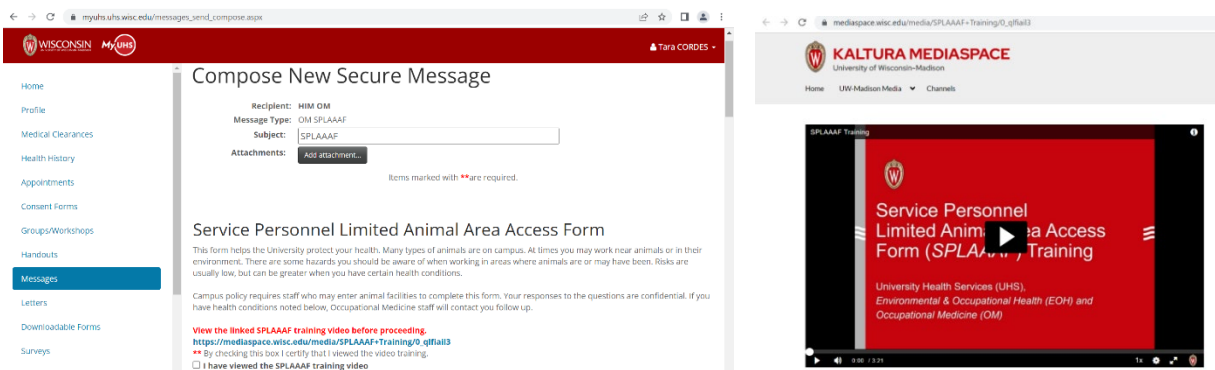


2. Click MyUHS menu **Messages > New Message > Questionnaires & Forms > Occupational Medicine > SPLAAAF** (Service Personnel Limited Animal Area Access Form) and Continue.



- Medical Records
- Questionnaires and Forms
- Send a message to a provider I have already seen at UHS
- I have questions about services for transgender and gender non-conforming individuals at UHS
- Occupational Medicine (ACRQ, RMEQ, SPLAAAF, TB, etc.)
- UHS Employee Health
- Medical Science Students (RPH, Medical, Nursing, etc.)
- Return to the previous page
- ACRQ - Animal Contact Risk Assessment Questionnaire
- Measles Immunity Statement
- RMEQ - Respirator Medical Evaluation Questionnaire
- TB Risk Assessment and Symptom Screening
- SPLAAAF - Service Personnel Limited Animal Area Access Form

3. Read the form, watch the video (https://mediaspace.wisc.edu/media/SPLAAAF+Training/0_qlfia13) in new window, and return to MyUHS to enter required items ** and click 'Send' to submit.



4. See **Medical Clearances** and update 'OCCUPATONAL MEDICINE' forms if 'not compliant'.
5. **Log out** of MyUHS.